

FORM NO. MGT 9

EXTRACT OF ANNUAL RETURN

As on financial year ended on 31.03.2022

Pursuant to Section 92 (3) of the Companies Act, 2013 and rule 12(1) of the Company (Management & Administration) Rules, 2014.

I. REGISTRATION & OTHER DETAILS:

1	CIN	U74999PN2017PTC169581
2	Registration Date	23-03-2017
3	Name of the Company	KALPA POWER PRIVATE LIMITED
4	Category/Sub-category of the Company	Private Company - Company limited by shares Indian Non-Government company
5	Address of the Registered office & contact details	A 605-606, Sixth Floor, Amar Business Zone, Baner Road, Baner Pune, Maharashtra 411045 Email - rounak86@gmail.com Telephone - 020-66009619
6	Whether listed company	No
7	Name, Address & contact details of the Registrar & Transfer Agent, if any	NA

II. PRINCIPAL BUSINESS ACTIVITIES OF THE COMPANY

(All the business activities contributing 10 % or more of the total turnover of the company shall be stated)

S. No.	Name and Description of main products / services	NIC Code of the Product/service	% to total turnover of the company
1	D - Electricity, gas, steam and air condition supply D1 - Electric power generation, transmission and distribution	35105	100
2	G - Trade G1 - Wholesale Trading	46905	

III. PARTICULARS OF HOLDING, SUBSIDIARY AND ASSOCIATE COMPANIES

There were no holding, subsidiary & associate Companies during the year ended March 31, 2022

IV. SHARE HOLDING PATTERN

(Equity share capital breakup as percentage of total equity)

(i) Category-wise Share Holding

Category of Shareholders	No. of Shares held at the beginning of the year [As on 31-March-2021]				No. of Shares held at the end of the year [As on 31-March-2022]				% Change during the year
	Demat	Physical	Total	% of Total Shares	Demat	Physical	Total	% of Total Shares	
A. Promoters									
(1) Indian									
a) Individual/HUF		3,00,000	3,00,000	100.00%		3,00,000	3,00,000	100.00%	0.00%
b) Central Govt				0.00%				0.00%	0.00%
c) State Govt(s)				0.00%				0.00%	0.00%
d) Bodies Corp.				0.00%				0.00%	0.00%
e) Banks / FI				0.00%				0.00%	0.00%
f) Any other				0.00%				0.00%	0.00%
Sub Total (A) (1)		3,00,000	3,00,000	100.00%		3,00,000	3,00,000	100.00%	0.00%
(2) Foreign									
a) NRI Individuals				0.00%				0.00%	0.00%
b) Other Individuals				0.00%				0.00%	0.00%
c) Bodies Corp.				0.00%				0.00%	0.00%
d) Any other				0.00%				0.00%	0.00%
Sub Total (A) (2)				0.00%				0.00%	0.00%
TOTAL (A)		3,00,000	3,00,000	100.00%		3,00,000	3,00,000	100.00%	0.00%
B. Public									
1. Institutions									
a) Mutual Funds				0.00%				0.00%	0.00%
b) Banks / FI				0.00%				0.00%	0.00%
c) Central Govt				0.00%				0.00%	0.00%
d) State Govt(s)				0.00%				0.00%	0.00%
e) Venture Capital Funds				0.00%				0.00%	0.00%
f) Insurance				0.00%				0.00%	0.00%
g) FIs				0.00%				0.00%	0.00%
h) Foreign Venture Capital Funds				0.00%				0.00%	0.00%
ii Others (specify)				0.00%				0.00%	0.00%
Sub-total (B)(1):-				0.00%				0.00%	0.00%
2. Non-Institutions									
a) Bodies Corp.									
i) Indian				0.00%				0.00%	0.00%
ii) Overseas				0.00%				0.00%	0.00%
b) Individuals									



i) Individual shareholders holding nominal share capital upto Rs. 1 lakh				0.00%				0.00%	0.00%
ii) Individual shareholders holding nominal share capital in excess of Rs 1 lakh				0.00%				0.00%	0.00%
c) Others (specify)									
Non Resident Indians				0.00%				0.00%	0.00%
Overseas Corporate Bodies				0.00%				0.00%	0.00%
Foreign Nationals				0.00%				0.00%	0.00%
Clearing Members				0.00%				0.00%	0.00%
Trusts				0.00%				0.00%	0.00%
Foreign Bodies - D R				0.00%				0.00%	0.00%
Sub-total (B)(2)				0.00%				0.00%	0.00%
Total Public (B)				0.00%				0.00%	0.00%
C. Shares held by Custodian for GDRs & ADRs				0.00%				0.00%	0.00%
Grand Total (A+B+C)		3,00,000	3,00,000	100.00%		3,00,000	3,00,000	100.00%	0.00%

(ii) Shareholding of Promoter

SN	Shareholder's Name	Shareholding at the beginning of the year			Shareholding at the end of the year			% change in shareholding during the year
		No. of Shares	% of total Shares of the company	% of Shares Pledged/ encumbered to total shares	No. of Shares	% of total Shares of the company	% of Shares Pledged/ encumbered to total shares	
1	Rounak Nitin Muthiyar	75,000	25.00%	0	75,000	25.00%	0.00%	
2	Rima Shyam Wandhekar	75,000	25.00%	0	75,000	25.00%	0.00%	
3	Nitin Shantilal Muthiyar	1,50,000	50.00%	0	1,50,000	50.00%	0.00%	
4			0.00%			0.00%	0.00%	

(iii) Change in Promoters' Shareholding (please specify, if there is no change)

SN	Particulars	Date	Reason	Shareholding at the beginning of the year		Cumulative Shareholding during the year	
				No. of shares	% of total shares	No. of shares	% of total shares
	At the beginning of the year	01-04-2021		3,00,000	100.00%	3,00,000	100.00%
	Changes during the year		Bonus		0.00%		0.00%
					0.00%		0.00%
	At the end of the year	31-03-2022		3,00,000	100.00%	3,00,000	100.00%

(iv) Shareholding Pattern of top ten Shareholders




(Other than Directors, Promoters and Holders of GDRs and ADRs)

There were no shareholders other than Directors & Promoters during the year ended March 31, 2022

(v) Shareholding of Directors and Key Managerial Personnel:

SN	Shareholding of each Directors and each Key Managerial Personnel	Date	Reason	Shareholding at the beginning of the year		Cumulative Shareholding during the year	
				No. of shares	% of total shares	No. of shares	% of total shares
1	Rounak Nitin Muthiyar						
	At the beginning of the year	01-04-2021		75,000	25.00%	75,000	25.00%
	Changes during the year		Transfer	-	0.00%	-	0.00%
	Changes during the year		Bonus	-	0.00%	-	0.00%
	At the end of the year	31-03-2022		75,000	25.00%	75,000	25.00%
2	Rima Shyam Wandhekar						
	At the beginning of the year	01-04-2021		75,000	25.00%	75,000	25.00%
	Changes during the year		Bonus	-	0.00%	-	0.00%
	At the end of the year	31-03-2022		75,000	25.00%	75,000	25.00%
3	Nitin Shantilal Muthiyar						
	At the beginning of the year	01-04-2021		1,50,000	50.00%	1,50,000	50.00%
	Changes during the year		Transfer	-	0.00%	-	0.00%
	Changes during the year		Bonus	-	0.00%	-	0.00%
	At the end of the year	31-03-2022		1,50,000	50.00%	1,50,000	50.00%



IV. INDEBTEDNESS							
Indebtedness of the Company including interest outstanding/accrued but not due for payment.							
					(Amt. Rs./Lacs)		
Particulars	Secured Loans (OD) excluding deposits	Unsecured Loans	Deposits	Total indebtedness			
Indebtedness at the beginning of the financial year							
i) Principal Amount	465.02	497.36	-	962.38			
ii) Interest due but not paid	-	-	-	-			
iii) Interest accrued but not due	-	-	-	-			
Total (i+ii+iii)	465.02	497.36	-	962.38			
Change in Indebtedness during the financial year							
* Addition	255.82	111.22	-	367.04			
* Reduction	(43.92)	(95.53)	-	(139.45)			
Net Change	211.90	15.69	-	227.59			
Indebtedness at the end of the financial year							
i) Principal Amount	676.92	513.05	-	1,189.97			
ii) Interest due but not paid	-	-	-	-			
iii) Interest accrued but not due	-	-	-	-			
Total (i+ii+iii)	676.92	513.05	-	1,189.97			
VI. REMUNERATION OF DIRECTORS AND KEY MANAGERIAL PERSONNEL							
A. Remuneration to Managing Director, Whole-time Directors and/or Manager:							
SN.	Particulars of Remuneration	Name of MD/WTD/ Manager				Total Amount	
		Name	Mr. Rounak N. Muthiyar	Mrs. Rima S. Wandhekar	Mr. Nitin Muthiyar	Mrs. Kiran Muthiyar	(Rs. in Lac)
		Designation	Director	Director	Director	Director	
1	Gross salary						
	(a) Salary as per provisions contained in section 17(1) of the Income-tax Act, 1961		9.00	9.00	9.00	9.00	36.00
	(b) Value of perquisites u/s 17(2) Income-tax Act, 1961						-
	(c) Profits in lieu of salary under section 17(3) income- tax Act, 1961						-
2	Stock Option						-
3	Sweat Equity						-
4	Commission						-
	-- as % of profit						-
	-- others: specify						-
5	Others: please specify						-
	Total (A)		9.00	9.00	9.00	9.00	36.00
	Calling as per the Act						
B. Remuneration to other Directors - NA							
SN.	Particulars of Remuneration	Name of Directors				Total Amount	
						(Rs. in Lac)	
1	Independent Directors						
	Fee for attending board committee						
	Commission						
	Others, please specify						
	Total (1)						
2	Other Non-Executive Directors						
	Fee for attending board committee						
	Commission						
	Others, please specify						
	Total (2)						
	Total (B)=(1+2)						
	Total Managerial Remuneration					36.00	
	Overall Ceiling as per the Act						
C. Remuneration to Key Managerial Personnel other than MD/Manager/WTD - NA							
There were no Key Managerial Personnel other than MD/Manager/WTD during the year ended March 31, 2022							
VII. PENALTIES / PUNISHMENT/ COMPOUNDING OF OFFENCES:							
There were no penalties, punishment or compounding of offences during the year ended March 31, 2022							
For Kalpa Power Private Limited		For Kalpa Power Private Limited					
 Rounak Nitin Muthiyar Director		 Nitin S. Muthiyar Director					
							

FORM NO. MGT 9
EXTRACT OF ANNUAL RETURN
As on financial year ended on 31.03.2022


FOR PREFERENCE SHAREHOLDING ONLY

SHARE HOLDING PATTERN - PREFERENCE SHARES

(Preference share capital breakup as percentage of total preference)

(i) Category-wise Share Holding

Category of Shareholders	No. of Preference Shares held at the beginning of the year [As on 31-March-2021]				No. of Preference Shares held at the end of the year [As on 31-March-2022]				% Change during the year
	Demat	Physical	Total	% of Total Shares	Demat	Physical	Total	% of Total Shares	
A. Promoters									
(1) Indian									
a) Individual/ HUF		15,00,000	15,00,000	100.00%		15,00,000	15,00,000	100.00%	100.00%
b) Central Govt			-	0.00%			-	0.00%	0.00%
c) State Govt(s)			-	0.00%			-	0.00%	0.00%
d) Bodies Corp.			-	0.00%			-	0.00%	0.00%
e) Banks / FI			-	0.00%			-	0.00%	0.00%
f) Any other			-	0.00%			-	0.00%	0.00%
Sub Total (A) (1)		15,00,000	15,00,000	100.00%		15,00,000	15,00,000	100.00%	100.00%
(2) Foreign									
a) NRI Individuals			-	0.00%			-	0.00%	0.00%
b) Other Individuals			-	0.00%			-	0.00%	0.00%
c) Bodies Corp.			-	0.00%			-	0.00%	0.00%
d) Any other			-	0.00%			-	0.00%	0.00%
Sub Total (A) (2)			-	0.00%			-	0.00%	0.00%
TOTAL (A)		15,00,000	15,00,000	100.00%		15,00,000	15,00,000	100.00%	100.00%
B. Public Shareholding									
1. Institutions									
a) Mutual Funds			-	0.00%			-	0.00%	0.00%
b) Banks / FI			-	0.00%			-	0.00%	0.00%
c) Central Govt			-	0.00%			-	0.00%	0.00%
d) State Govt(s)			-	0.00%			-	0.00%	0.00%
e) Venture Capital Funds			-	0.00%			-	0.00%	0.00%
f) Insurance Companies			-	0.00%			-	0.00%	0.00%
g) FIs			-	0.00%			-	0.00%	0.00%
h) Foreign Venture Capital Funds			-	0.00%			-	0.00%	0.00%
i) Others (specify)			-	0.00%			-	0.00%	0.00%
Sub-total (B)(1):-			-	0.00%			-	0.00%	0.00%
2. Non-Institutions									
a) Bodies Corp.									
i) Indian			-	0.00%			-	0.00%	0.00%
ii) Overseas			-	0.00%			-	0.00%	0.00%
b) Individuals									
i) Individual shareholders holding nominal share capital upto Rs. 1 lakh			-	0.00%			-	0.00%	0.00%



ii) Individual shareholders holding nominal share capital in excess of Rs 1 lakh				0.00%				0.00%	0.00%
c) Others (specify)									
Non Resident Indians				0.00%				0.00%	0.00%
Overseas Corporate Bodies				0.00%				0.00%	0.00%
Foreign Nationals				0.00%				0.00%	0.00%
Clearing Members				0.00%				0.00%	0.00%
Trusts				0.00%				0.00%	0.00%
Foreign Bodies - D R				0.00%				0.00%	0.00%
Sub-total (B)(2):-				0.00%				0.00%	0.00%
Total Public (B)				0.00%				0.00%	0.00%
C. Shares held by Custodian for GDRs & ADRs				0.00%				0.00%	0.00%
Grand Total (A+B+C)		15,00,000	15,00,000	100.00%		15,00,000	15,00,000	100.00%	100.00%

(ii) Shareholding of Promoter (Preference)

SN	Shareholder's Name	Preference Shareholding at the beginning of the year			Preference Shareholding at the end of the year			% change in shareholding during the year
		No. of Preference Shares	% of total Preference Shares of the company	% of Shares Pledged/encumbered to total shares	No. of Preference Shares	% of total Preference Shares of the company	% of Shares Pledged / encumbered to total shares	
1	Rounak Nitin Muthiyar	-	0.00%	0	2,50,000	16.67%	0	100.00%
2	Rima Shyam Wadhekar	-	0.00%	0	-	0.00%	0	0.00%
3	Nitin Shantilal Muthiyar	-	0.00%	0	12,50,000	83.33%	0	100.00%

(iii) Change in Promoters' Preference Shareholding (please specify, if there is no change)

SN	Particulars	Date	Reason	Preference Shareholding at the beginning of the year		Cumulative Preference Shareholding during the year	
				No. of shares	% of total shares	No. of shares	% of total shares
	At the beginning of the	01-04-2021		-	0.00%	-	0.00%
	Changes during the year	29-03-2022	extend redemption period	15,00,000	100.00%	15,00,000	100.00%
					0.00%		0.00%
					0.00%		0.00%
	At the end of the year	31-03-2022		15,00,000	100.00%	15,00,000	100.00%

(iv) Preference Shareholding Pattern of top ten Shareholders



(Other than Directors, Promoters and Holders of GDRs and ADRs):

There were no shareholders other than Directors & Promoters during the year ended March 31, 2022

(v) Preference Shareholding of Directors and Key Managerial Personnel:

SN	Shareholding of each Directors and each Key Managerial Personnel	Date	Reason	Preference Shareholding at the beginning of the year		Cumulative Preference Shareholding during the year	
				No. of shares	% of total shares	No. of shares	% of total shares
1	Rounak Nitin Muthiyar						



	At the beginning of the	01-04-2021		-	0.00%	-	0.00%
	Changes during the year	29-03-2022	extend redemption period	2,50,000	16.67%	2,50,000	16.67%
	At the end of the year	31-03-2022		2,50,000	16.67%	2,50,000	16.67%
2	Rima Shyam Wandhekar						
	At the beginning of the	01-04-2021		-	0.00%	-	0.00%
	Changes during the year			-	0.00%	-	0.00%
	At the end of the year	31-03-2022		-	0.00%	-	0.00%
3	Nitin Shantilal Muthiyar						
	At the beginning of the	01-04-2021		-	0.00%	-	0.00%
	Changes during the year	29-03-2022	extend redemption period	12,50,000	83.33%	12,50,000	83.33%
	At the end of the year	31-03-2022		12,50,000	83.33%	12,50,000	83.33%
For Kalpa Power Private Limited				For Kalpa Power Private Limited			
 Rounak Nitin Mutbiyar Director				 Nitin S. Muthiyar Director			

